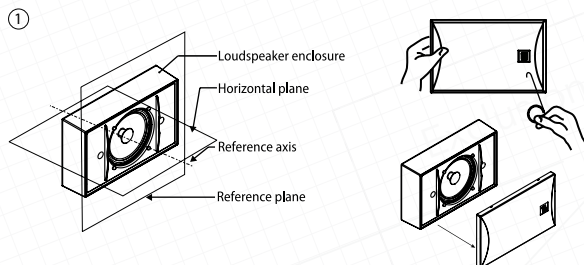


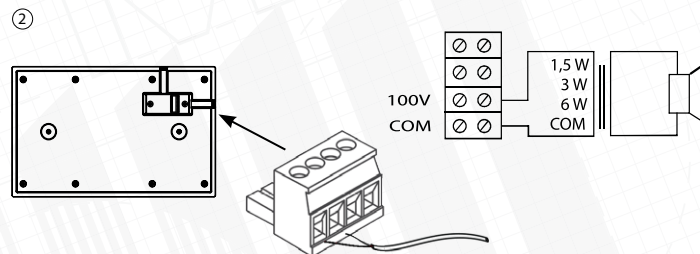
iSpeak 5EN Loudspeaker for voice alarm systems

AMC 2016 - 002
Revision 2019-03-20

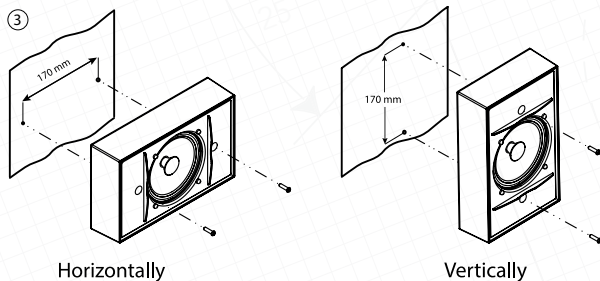
EN54-24:2008
1438-CPR-0508
ISSUE DATE: 17
TYPE A



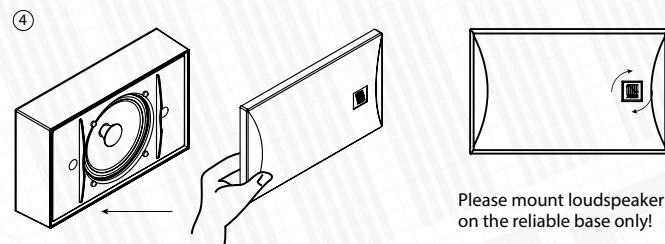
Take a special tool from iSpeak 5EN package and gently remove front grill.



Connect audio cable to the Phoenix connector located on the rear panel.
Power taps are marked near the connector.



Fix the loudspeaker on the wall vertically or horizontally.
(Distance between the mounting points - 170 mm)



Mount the grill on the loudspeaker and set correct AMC logo direction.

Other technical data: see on doc. AMC 2017 - 02
Declaration of performance No: AMC-1612